



Year 6 SATs 2026 Presentation for Parents and Carers

What are the SATs?

- SATs are the Standardised Assessment Tests that are given to children at the end of Key Stage 2.
- The SATs take place over four days, starting on **Monday 11th May ending on Thursday 14th May.**
- The SATs papers consist of:
 - Grammar, punctuation and spelling (paper 1: GPS) – Monday 11th May
 - Grammar, punctuation and spelling (paper 2: Spelling) – Monday 11th May
 - Reading – Tuesday 12th May
 - Maths (paper 1: Arithmetic) – Wednesday 13th May
 - Maths (paper 2: Reasoning) – Wednesday 13th May
 - Maths (paper 3: Reasoning) – Thursday 14th May
- Writing is assessed using evidence collected throughout Year 6. There is no Year 6 SATs writing test.

When and how the SATs are completed?

- The tests take place during normal school hours, under exam conditions.
- Children are not allowed to talk to each other from the moment the assessments are handed out until they are collected at the end of the test.
- After the tests are completed, the papers are sent away to be marked externally.
- The results are then sent to the school in July.
- Each test lasts no longer than 60 minutes:
 - Spelling, punctuation and grammar (paper 1: Grammar/ Punctuation) – 45 minutes
 - Spelling, punctuation and grammar (paper 2: Spelling) – 15 minutes
 - Reading – 60 minutes
 - Maths (paper 1: Arithmetic) – 30 minutes
 - Maths (paper 2: Reasoning) – 40 minutes
 - Maths (paper 3: Reasoning) – 40 minutes

Specific arrangements for SATs

- Children with additional needs (who have similar support as part of day-to-day learning in school) may be allotted specific arrangements, including:
 - Additional (extra) time;
 - Tests being opened early to be modified;
 - An adult to scribe (write) for them;
 - Using word processors independently;
 - An adult to read for them (including a translator);
 - The use of prompts or rest breaks;
 - Arrangements for children who are ill or injured at the time of the tests.
- *Pupils with an EHCP are automatically allowed up to 25% additional time (except for the spelling paper, which is not strictly timed).*

The results

- Tests are marked externally. Once marked, the tests will be given a scaled score as well as a judgement on if the National Standard has been met.
- Scaled scores ensures an accurate comparison of performance over time.
- Scaled scores range from 80 to 120.
- **A scaled score of 100 or more shows that the pupil is meeting the National Standard.**
- **A scaled score of 110 or more shows that the pupil is working at a Greater Depth.**

Grammar, Punctuation and Spelling

- **Monday 11th May**
- Grammar, punctuation and spelling consists of two papers.
 - Paper 1 focuses on all three elements (grammar, punctuation and spelling or GPS). The paper lasts for 45 minutes.
 - Paper 2 consists of a spelling test only. It should take approximately 15 minutes, although this is not a set amount of time (pupils should be given as much time as they need to complete the test).

Grammar, Punctuation and Spelling: Paper 1 (GPS)

Example questions:

3

Tick **one** box to show where a **question mark** is needed in the sentence below.

“ Have you finished eating your lunch ” asked Hannah

1 mark

7

Circle the correct **verb form** in each underlined pair to complete the sentences below using **Standard English**.

We was / were going on a school trip to a concert.

The musicians did / done a sound check before the show.

1 mark

43

Rewrite the sentence below in the **active**.
Remember to punctuate your answer correctly.

The local park is maintained by the council.

The council maintain the local park.

1 mark

Grammar, Punctuation and Spelling: Paper 2 (spelling)

Paper 2 is a shorter paper that focuses solely on spellings.

Example questions:

Spelling

1. There was a brave _____ in the story.
2. The children walked home _____ the park.
3. We were _____ for our hard work.
4. I enjoy reading _____ stories.

2025 Spelling script

Spelling 1: The word is **knight**.

There was a brave **knight** in the story.

The word is **knight**.

Spelling 2: The word is **through**.

The children walked home **through** the park.

The word is **through**.

Spelling 3: The word is **rewarded**.

We were **rewarded** for our hard work.

The word is **rewarded**.

Spelling 4: The word is **adventure**.

I enjoy reading **adventure** stories.

The word is **adventure**.

Reading

- **Tuesday 12th May**
- There is one reading test that lasts for 60 minutes.
- The test is designed to measure if the children's comprehension of age-appropriate reading material meets the national standard. There are three different set texts for children to read. These could be any combination of non-fiction, fiction and/ or poetry.

Reading

Example questions:

25

Look at the whole text.

Tick **one** box in each row to show what the text tells you about the lights.

	Yes	No
where they are placed		
what colour they are		
how many did not work		
what they are used for		

14

'It's just a rock. They're all rocks, you can...'

What made Tom realise that what he was looking at wasn't actually a rock?

Write **two** things.

1. _____

2. _____

2 marks

26

What impressions do you get of Tom's and Geoff's personalities?

Write **one** impression for **each** boy, using evidence from the text to support each answer.

	Impression	Evidence
Tom		
Geoff		

3 marks

Reading

Since 2016, these three types of questions have been the most popular.

In the 2025 Reading SATs paper,

- 12% of marks could be gained from answering questions involving giving and explaining the meaning of words in context;
- 30% of marks could be gained from answering questions involving retrieving and recording information or identifying key details from a text;
- 48% of marks could be gained from answering questions involving making inferences from a text and justifying inferences with text evidence.

When reading with your child at home try focusing on these types of questions.

Maths

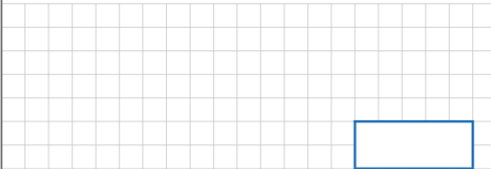
- **Wednesday 13th May and Thursday 14th May**
- The maths assessments consist of three tests:
 - Paper 1: Arithmetic (30 minutes) – Wednesday 13th May
 - Paper 2: Reasoning (40 minutes) – Wednesday 13th May
 - Paper 3: Reasoning (40 minutes) – Thursday 14th May


Maths Paper 1 (Arithmetic)


The maths arithmetic paper has a total of 40 marks and lasts for 30 minutes.


The test covers the four operations (addition, subtraction, multiplication, division, including order of operations requiring BODMAS), percentages of amounts and calculating with decimals and fractions.

Example questions:

27	19% of 2,300 =	<input type="checkbox"/> 1 mark
		

25	5% of 860 =	<input type="checkbox"/> 1 mark
		

28	$17 \overline{)884}$	<input type="checkbox"/> 2 marks
	Show your method 	

8	$12 \times 3 \times 10 =$	<input type="checkbox"/> 1 mark
		

Maths Papers 2 and 3 (Reasoning)

- Paper 2 will take place on **Wednesday 13th May** and paper 3 will take place on **Thursday 14th May**. These tests have a total of 35 marks each and lasts for 40 minutes each.
- These papers require children to demonstrate their mathematical knowledge and skills, as well as their ability to solve problems and their mathematical reasoning. They cover a wide range of mathematical topics from key stage 2 including:
 - Number and place value (including Roman numerals);
 - The four operations;
 - Geometry (properties of shape, position and direction);
 - Statistics;
 - Measurement (length, perimeter, mass, volume, time, money);
 - Algebra;
 - Ratio and proportion;
 - Fractions, decimals and percentages.

Maths Papers 2 and 3 (Reasoning)

Example questions:

18

Tick the fractions that are **greater than** $\frac{2}{3}$

$$\frac{5}{6} \quad \input{checkbox}/$$

$$\frac{4}{9} \quad \input{checkbox}$$

$$\frac{9}{12} \quad \input{checkbox}/$$

$$\frac{11}{15} \quad \input{checkbox}/$$

$$\frac{10}{21} \quad \input{checkbox}$$

2 marks

20

Sophie thinks of **two prime numbers**.

She adds them together.

Her answer is **24**

Write **all** of the different pairs of prime numbers that Sophie could think of.

$$\boxed{5} \quad \text{and} \quad \boxed{19}$$

$$\boxed{7} \quad \text{and} \quad \boxed{17}$$

$$\boxed{11} \quad \text{and} \quad \boxed{13}$$

2 marks

Supporting your child in preparing for the SATs

- Firstly, a positive attitude goes a long way. Give them as much encouragement and support as you can (but we don't need to tell you that)!
- Tips:
 - Encourage your child to talk to you, their teacher or a trusted adult if they are worried or anxious. Don't forget that a small amount of anxiety is normal and not harmful – in some cases quite helpful.
 - Give your child a quiet, distraction free space to complete homework or study.
 - Give your child time to go outside and reduce screen time.
 - Ensure your child is eating and drinking well and getting a **good amount of sleep**.
 - Plan something nice and fun for the weekends before and after SATs. This will help them to relax before the SATs and give them something to look forward to after.

Things to remember about SATs

- While we want them to take pride in their learning, SATs don't tell the whole story.
- SATs focus on what children know about Maths and English. They will not reflect how talented they are at science, geography, art, PE..., and they certainly won't highlight all their amazing personal characteristics.

