



















	AUTUMN ONE		AUTUMN TWO	
Reading for Pleasure	Selection of short stories – one chosen each day 		Selection of short stories – one chosen each day 	
Unit/Text				
Outcomes	Pre-writing shapes	Drawing circles Story sequencing	Simple sentences Story sequencing	Draw an owl on a branch Make a flower and put first initial in the flower Draw a butterfly, label with first initial and orally label
Poetry Unit	We Can – Michael Rosen			
Nursery rhyme	Humpty Dumpty, Dingle Dangle Scarecrow, Miss Polly Polly put the kettle on, Tommy Thumb Clap your hands		Baa Baa Black Sheep Hickory Dickory, Goosey, goosey gander Twinkle Twinkle, Christmas songs Hickory Dickory Dock	
Foundation for phonics progression	<i>Phase One Phonics- Letters and Sounds - Aspect 1,2,3</i> * I can join in with songs and rhymes, copying sounds, rhythms, tunes and tempo. * I can say some of the words in songs and rhymes. * I can listen carefully to sounds in the environment.		<i>Phase One Phonics- Aspect 4, 5, 6</i> * I can sing songs and rhymes, using rhythm, tune and tempo. * I can begin to recognise my name. * I can say multisyllabic words such as banana and computer. * I can talk about the sounds made by different instruments. * I can distinguish between different sounds. I can identify initial sounds in words - s a t p i n m I can begin to blend simple words	
Handwriting (Griffin OT)	Sit in a balanced position Can pretend to write. Can make controlled marks using tools or their finger in sand, glitter etc		Dots, up & down, side to side, cross, squiggle	

	SPRING ONE		SPRING TWO	
Reading for Pleasure	Selection of short stories – one chosen each day 		Selection of short stories – one chosen each day 	
Unit/Text				
Outcome	Name label Orally rehearse a sentence	Labels Name writing Re-telling stories orally Innovate a story	Name writing on a badge Ordering events/characters	Name writing on a flag Ordering events/characters Paint their favourite character
Poetry Unit	Snowflakes, Snowflakes Everywhere			
Nursery Rhymes	1,2,3,4,5... Old McDonald Hey diddle diddle, It's raining, it's pouring Teddy bear, teddy bear If you're happy and you know it... Round and round the garden		Hot Cross buns One, two buckle my shoe Pat a cake Wind the bobbin up, Jack and Jill, The Sun has got his hat on Sleeping bunnies	
Foundation for phonics progression	<i>Phase One Phonics- Aspect 1,2,3,4,6</i> Sing songs and say rhymes independently, for example, singing whilst playing. Listen for rhyming words. Produce and say rhyming words. Count and clap syllables in a word. Identify initial sounds in words – d,g,o,c,k,e, I can begin to blend simple words		<i>Phase One Phonics Aspect 5,6,7</i> Say multi syllabic words such as pterodactyl, planetarium and hippopotamus. Think of an alliterative name for myself and a friend. Isolate the sound at the start of words Identify initial sounds in words - u r h b f l Begin to blend simple words	
Handwriting (Griffin OT)	Make smaller, controlled lines. Wave, bump, circle.		Hold a pencil or tool with a preferred hand. In and out spiral. Lazy 8. Up & down, side to side, cross.	

	SUMMER ONE		SUMMER TWO	
Reading for Pleasure	Selection of short stories – one chosen each day 		Selection of short stories – one chosen each day 	
Unit/Text				
Outcomes	Write a plant pot label Draw what is at the top of the beanstalk Create a sequenced book	Name label for an egg Create a sequenced group book	TBC	TBC
Poetry Unit	Little Seed			
Nursery Rhyme Focus	Incy Wincy There's a Tiny Caterpillar on a Leaf There's a worm at the bottom of the garden, 5 peas in a pea pod 5 little Speckled frogs Ring a ring of roses Mary Mary...		Grand Old Duke Row, row, row your boat Down at the station A Sailor went to sea, sea, sea.. Wheels on the bus	
Foundation for Phonics progression	<i>Phase One Phonics Aspect 1/2,3/6,4/5</i> Finish the line in a familiar repetitive passage. Distinguish between the different sounds that I can make with my voice. Recognise words with the same initial sound. Identify initial sounds in words - j v w y z qu ch Begin to blend simple words		<i>Phase One Phonics - Aspect 4/7, 5, 7</i> Segment and blend cvc words orally. Recognise the letters in my first name. Identify initial sounds in words - ck x sh th ng nk Begin to blend simple words	
Handwriting (Griffin OT)	Use a two finger and thumb grip when appropriate. Square. Diagonal line, zig zag. x. Triangle.		Use the basis of a three-finger pencil grip. Review all prewriting shapes.	